


MOBICLIMB





MobiClimb provides a strong and immediate foundation for ground-based green facades. Thanks to MobiClimb the first zone of the facade is instantly fully green, after which the planting continues to grow upwards naturally, optionally in combination with additional climbing support systems. The pre-grown plants have a well-developed root ball from day one, ensuring a high success rate and rapid growth. The freestanding climbing support prevents damage to the facade and gives the plants optimal space to develop.

DIRECTLY A STRONG GREEN FOUNDATION

With MobiClimb, the first section of the façade is delivered fully covered with a MobiClimb, available in heights from 1.8 to 3 metres. This provides an instant green result without waiting time. From this strong and healthy base, the planting can easily be combined with all common climbing systems on the market, such as stainless steel cable systems and mesh structures. This creates an immediate green result, after which the façade continues to close naturally. An integrated irrigation system supports growth and contributes to healthy and even plant development. This makes MobiClimb suitable for both new-build and renovation projects.

SUSTAINABLE, RELIABLE AND EFFICIENT

As the plants grow directly from the ground, MobiClimb is a sustainable and future-proof solution. The pre-grown hedge provides a strong foundation from the outset, with a high success rate and rapid greening of the facade. Maintenance is limited to approximately twice a year, consisting mainly of pruning and guiding the growth. In combination with a smart irrigation system, which can easily be connected to rainwater, this creates an efficient and environmentally friendly solution with low maintenance costs.

MOBICLIMB MATERIALS



Coconut fibre container: The coconut fibre container consists of coconut fibre held together by natural latex. This container is made from 100% biological material and is 100% degradable.

Steel grid and brackets: The MobiClimb system consists of a galvanised steel grid, which is 100% recyclable. The brackets are made of galvanised steel. Both components are fully recyclable.



Planting: The MobiClimb-system are grown at the Dartplant production site under the "On the way to PlanetProof" certification. This independent certification proves that the plants have been produced more sustainably and are therefore a better choice for nature, climate and animals.



UNIQUE FEATURES

An instantly dense façade zone, available up to 3 metres high

Flexibly extendable with climbing support systems

Strong root development from day one thanks to pre-grown plants

Freestanding climbing support structure, separate from the facade


Sustainably and certified grown

Integrated irrigation system (optional with rainwater use)

Low maintenance requirements (approx. twice per year)

Can be installed year-round (except during frost periods)

High-quality fencing with a 10-year guarantee



BENEFITS

Instant green facade base without waiting time

Strong, pre-grown plants with a high success rate

Ideal to combine with existing climbing support systems

Enhances biodiversity and the living environment


Improves air quality and captures fine particulate matter (40–60%)

Contributes to natural insulation and cooling

Suitable for both new-build and renovation

Quick and efficient to install

PRODUCT CATALOGUE



Clematis vitalba
E Z W

GROWING HEIGHT: 5 - 10M+
FLOWERING: JUL. - SEPT.

A very vigorous clematis that can quickly cover large areas. The small flowers are valuable to insects and are followed by decorative seed heads.



Clematis montana 'Mayleen'
E Z W

GROWING HEIGHT: 6 - 12M
FLOWERING: MAY. - JUN.

A vigorous climber with bronze-green emerging foliage and abundant flowering in spring. Ideal for pergolas, fences and larger façade areas.



Solanum dulcamara
E Z W

GROWING HEIGHT: 1.5 - 3M
FLOWERING: JUN. - SEPT.

A semi-woody, creeping or climbing plant that works well in naturalistic planting. The purple flowers with yellow stamens are followed by red berries for birds.



Lonicera japonica
N E Z W

GROWING HEIGHT: 5 - 12M
FLOWERING: JUN. - SEPT.

A fast-growing, semi-evergreen climber with a long flowering period and strongly fragrant flowers. Suitable for screens, pergolas and natural boundaries.



Lonicera 'Serotina'
N E W

GROWING HEIGHT: 3 - 7M
FLOWERING: JUN. - SEPT.

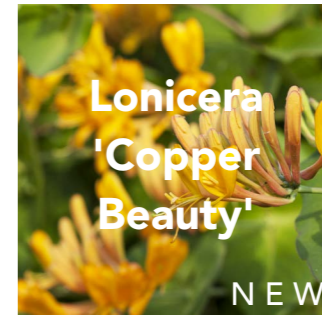
A profusely flowering cultivar of wild honeysuckle with a long summer flowering period. Highly suitable for pergolas, fences and green façade systems.



Humulus lupulus
E Z W

GROWING HEIGHT: 4 - 6M
FLOWERING: JUL. - SEPT.


A vigorous herbaceous climber that shoots again every year. The decorative hop cones create a natural look and are valuable in biodiversity planting.



Lonicera 'Copper Beauty'
N E W

GROWING HEIGHT: 3 - 5M
FLOWERING: JUN. - AUG.

A strong, evergreen climber with elegant bronze-coloured new growth. The flowers appear in summer and are followed by dark berries.



Akebia quinata
E Z W

GROWING HEIGHT: 6 - 10M
FLOWERING: APR. - MAY.

A strong twining plant with fine, five-lobed foliage and distinctive, fragrant flowers. Suitable for pergolas, façades and natural screens in sun or partial shade.



Rosa arvensis
E Z W

GROWING HEIGHT: 2 - 4M
FLOWERING: JUN. - JUL.

A strong, twining rose with lightly fragrant flowers. After flowering, red hips appear, which are attractive to birds and naturalistic planting.



Passiflora caerulea
Z W

GROWING HEIGHT: 4 - 8M
FLOWERING: JUN. - SEPT.


An elegant climber with large flowers and deeply lobed foliage. In warm, sheltered spots, the plant can also produce orange fruit.



Clematis 'Spiky'
E Z W

GROWING HEIGHT: 2 - 3M
FLOWERING: APR. - MAY.

A distinctive Atragene clematis with pointed, semi-double flowers in spring. The plant remains relatively manageable and works well on trellises and smaller façade areas.



Trachelospermum jasminoides
E Z W

GROWING HEIGHT: 3 - 8M
FLOWERING: JUN. - AUG.

This star jasmine provides structure all year round and flowers in summer with star-shaped blooms. Ideal for a warm, sheltered façade or patio.

GROWING THE DESIRED PLANTING

The MobiClimb system is available in various species and heights. Each species has its own appearance and characteristics, ensuring there is always a suitable solution. In addition to the standard range, we can also pre-grow other desired climbing plants. This ensures the MobiClimb system always aligns with the desired look, application and biodiversity goals of your project. We are happy to advise you based on your requirements and project environment.



INSTALLATION



WHY CHOOSE A GROUND-BASED GREEN FACADE?

A ground-based green facade provides a sustainable foundation for facade greening. As the planting grows directly in the open ground, it creates a healthy growing environment with strong, future-proof development. In combination with the pre-grown elements of MobiClimb, this ensures an immediate green start, after which the facade continues to develop naturally.

From the outset, the plants have a well-developed root ball, ensuring a high success rate and stable growth. Thanks to the efficient system design, complex constructions are not required, resulting in a cost-effective solution with minimal maintenance for both new-build and renovation projects.



DIMENSIONS

Hedge standard width of 120 cm and installed 9 cm from the facade
Maximale hoogte van 620 cm mogelijk.
Maximum height of 620 cm achievable with MobiClimb

PLANT TYPE

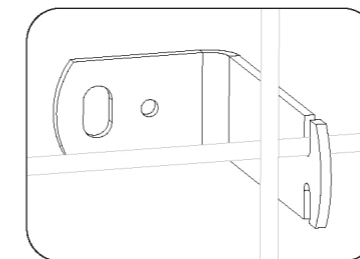
The MobiClimb system is available in a variety of species and heights. Each type has its own appearance and characteristics, ensuring a suitable solution for every situation. We are happy to advise based on your requirements and project environment.

TAILORED FIXING FOR EVERY FACADE

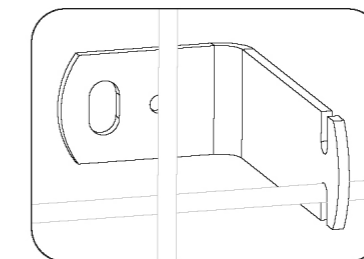
The fixing system of MobiClimb is adapted to the type of facade, ensuring safe and durable installation. Depending on the substrate, suitable fixing solutions are used, such as brackets or specially developed profiles. The system can also be easily combined with other climbing support systems, making it flexible for different facade heights and designs. This ensures a reliable and well-considered solution for every facade.

PLACING AND WATERING

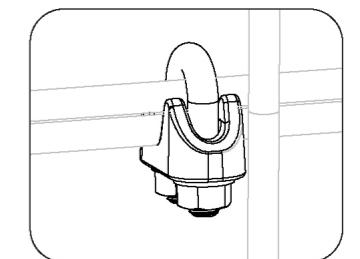
	MobiClimb
Indoor	
Outdoor	●
Watergift	
Manual	●
Tank	
Irrigation system	●



Support bracket



Anchor bracket



Wire clamp



Profile for fixing to sandwich panels

REFERENCES AND APPLICATIONS



DISTRIBUTION CENTRE



MULTISTOREY CAR PARK



OFFICE



OFFICE